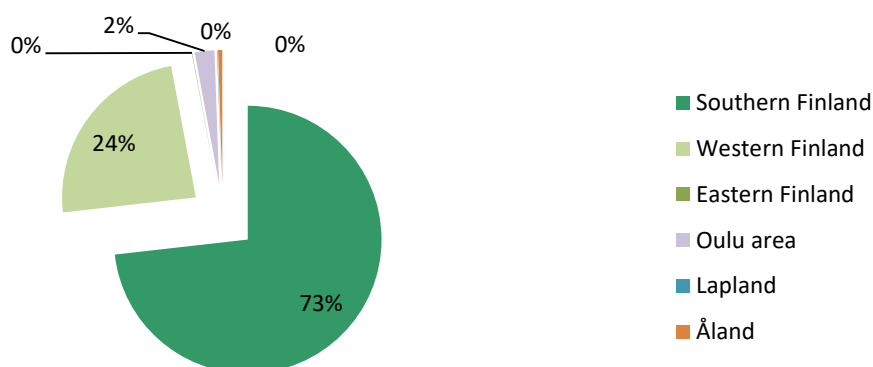


Covered Bonds issued under the Euro Medium Term Note and Covered Bond Programme

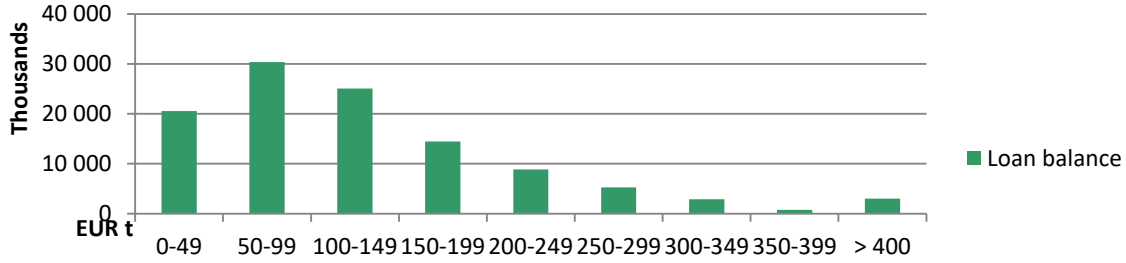
	ISIN	Issue Date	Maturity Date	Nominal Amount	Coupon
Series 1	RCB 3,97% 11/2011-3	25.11.2011	25.11.2031	10 000 000	3,97
Series 2	RCB 3,97% 11/2011-4	25.11.2011	25.11.2031	10 000 000	3,97
Series 3	RCB 3,97% 11/2011-5	25.11.2011	25.11.2031	1 000 000	3,97
Series 4	RCB 3,83 01/2012-1	27.1.2012	27.1.2032	10 000 000	3,83
Series 5	RCB 3,83 01/2012-2	27.1.2012	27.1.2032	10 000 000	3,83
Series 6	RCB 3,83 01/2012-3	27.1.2012	27.1.2032	1 000 000	3,83
Series 7	RCB 3,83 01/2012-4	27.1.2012	27.1.2032	1 000 000	3,83
			Sum, EUR	43 000 000	

Asset Pool Balance	EUR 0.111 bln. (no substitute assets)
No of loans / average loan balance	1,712/ EUR 65,031
Types of loans	First ranking residential mortgages and pledges of shares in housing companies
Geography	Finland only, well diversified with concentration on growth areas
Non-performing loans (> 90 days in arrears)	0,0
WA indexed LTV	34,35 %
Maximum LTV	Covered Bond refinancing max LTV limit: 70%
	Loans exceeding LTV 70 haircut at LTV 70%
Interest rate	floating 97 %, fixed 3 %
WA seasoning	109 months
Overcollateralisation (%)	158,91 %

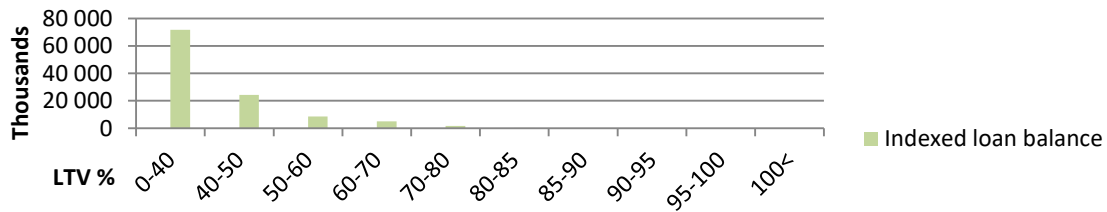
Geographical distribution



Loans by size



Loans by LTV



Seasoning

