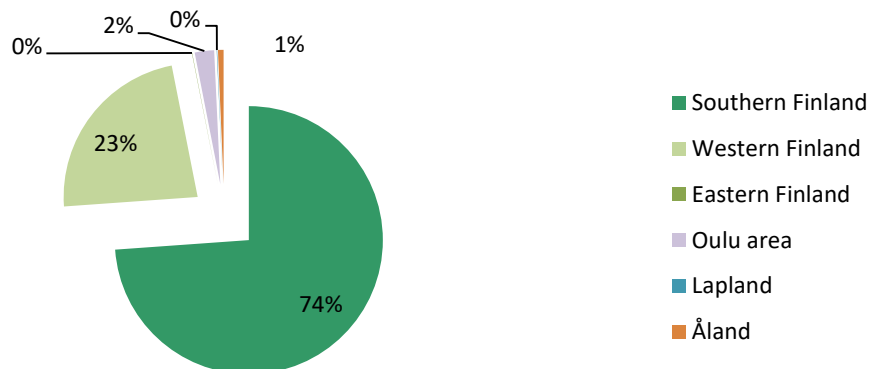


Covered Bonds issued under the Euro Medium Term Note and Covered Bond Programme

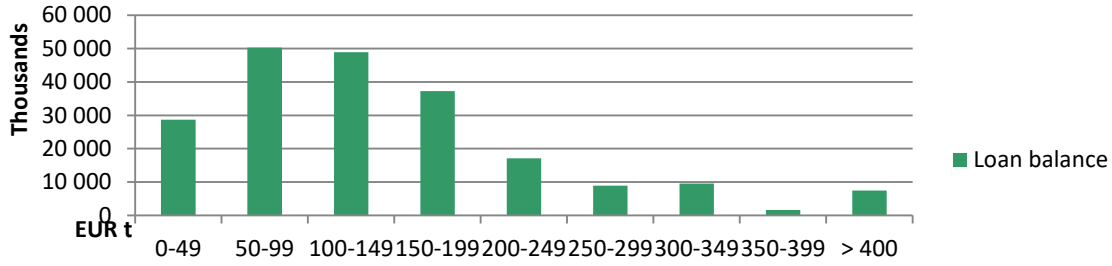
| | ISIN | Issue Date | Maturity Date | Nominal Amount | Coupon |
|----------|---------------------|------------|---------------|----------------|--------|
| Series 1 | XS0773219000 | 17.4.2012 | 17.4.2019 | 64 750 000 | 2,85 |
| Series 2 | RCB 3,97% 11/2011-3 | 25.11.2011 | 25.11.2031 | 10 000 000 | 3,97 |
| Series 3 | RCB 3,97% 11/2011-4 | 25.11.2011 | 25.11.2031 | 10 000 000 | 3,97 |
| Series 4 | RCB 3,97% 11/2011-5 | 25.11.2011 | 25.11.2031 | 1 000 000 | 3,97 |
| Series 5 | RCB 3,83 01/2012-1 | 27.1.2012 | 27.1.2032 | 10 000 000 | 3,83 |
| Series 6 | RCB 3,83 01/2012-2 | 27.1.2012 | 27.1.2032 | 10 000 000 | 3,83 |
| Series 7 | RCB 3,83 01/2012-3 | 27.1.2012 | 27.1.2032 | 1 000 000 | 3,83 |
| Series 8 | RCB 3,83 01/2012-4 | 27.1.2012 | 27.1.2032 | 1 000 000 | 3,83 |
| | | | Sum, EUR | 107 750 000 | |

| | |
|---|--|
| Asset Pool Balance | EUR 0,210m (no substitute assets) |
| No of loans / average loan balance | 2,699 / EUR 77,736 |
| Types of loans | First ranking residential mortgages and pledges of shares in housing companies |
| Geography | Finland only, well diversified with concentration on growth areas |
| Non-performing loans (> 90 days in arrears) | 0,0 |
| WA indexed LTV | 38,55 % |
| Maximum LTV | Covered Bond refinancing max LTV limit: 70% |
| | Loans exceeding LTV 70 haircut at LTV 70% |
| Interest rate | floating 98 %, fixed 2 % |
| WA seasoning | 71 months |
| Overcollateralisation (%) | 94,72 % |

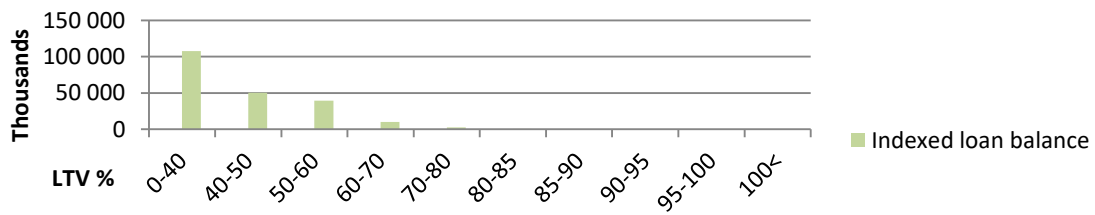
Geographical distribution



Loans by size



Loans by LTV



Seasoning

